

Choice Boards for 4th week 4/20/20- 4/24/20

**Preschool/Pre-K Choice Board for the Week of April 20-24 - Week 4
Theme: Earth (Earth Day/Recycling/Space)**

Please try to pick 3-5 activities each day to meet the state recommended 30 minutes of instruction time.

<p align="center">Reading</p> <p align="center">Read or listen to a book every day.</p>	<p align="center">Writing</p> <p align="center">Practice writing your name every day.</p>	<p align="center">Math</p> <p align="center">Count to 31 on the calendar every day.</p>	<p align="center">Social-Emotional</p> <p align="center">Say "I love you" every day.</p>
<p>Do this activity to the tune of "Skip to My Lou." Cat (hold out right hand) Hat (hold out left hand) Those words rhyme. Cat (hold out right hand) Hat (hold out left hand) Those words rhyme. Cat (hold out right hand) Hat (hold out left hand) Those words rhyme. They all end with "at." (Roll hands around as you say this.) (Repeat with other rhyming pairs)</p>	<p>Go to this website and download the FREE Earth Day packet to practice your coloring and writing skills. Print off the whole packet, or only the pages you want! https://www.teacherspayteachers.com/Product/Earth-Day-Activities-3763439</p>	<p>Earth Sequencing- Click here for printable worksheet</p>	<p>Play outside on a nice day! Look around and say out loud 5 things you are thankful for.</p>
<p>Read a story with your family. Then retell the story with the book closed! Check back to see how much you remembered.</p>	<p>Practice writing on each other's backs! You write the letter or number first on your child's back and then let them write on yours!</p>	<p>Practice with the "show me" cards you made for math in week 2. Put your cards in numerical order left to right. Point and count. Now put your cards in numerical order from 1-10 from bottom to top. Point and count up. Now point and count down from 10. Blastoff!! Gently scatter your cards.</p>	<p>Part of taking care of our world right now is being careful about sharing germs. Teach your child this song to remind them what we do when we need to sneeze. (Tune: "Pop Goes the Weasel") When I have to cough or sneeze This is what I do. (Point finger.) I hold my elbow to my mouth (Hold up elbow in front of face.) And into it kerchoo! (Pretend to sneeze in elbow.) KKEERRCCHHOO! (Say this line as you dramatically pretend to sneeze in your elbow.)</p>
<p>Earth Activity: Earth Day is April 22. Watch this short information video about Earth. https://video.nationalgeographic.com/video/science/101-videos/00000167-13f2-d376-af6f-dffa78e60000 Tell two things you learned about Earth.</p>	<p>Earth Activity: Recycle old paper or newspaper by tearing them into strips and attaching them to a popsicle stick or a stick from outside with tape. Use this as a "writing wand". Have your child use their wand to write letters, numbers, and words in the air.</p>	<p>Earth Activity: Do you have a lot of extra toilet paper rolls around the house? Let's recycle and make Kazoos! Get a toilet paper roll. Poke a hole 3/4" from the top. Decorate the cardboard rollers with markers or crayons writing your favorite numbers or shapes. Cut 6" circles out of wax paper and use a rubber band to attach to one end of the roller and you're ready to hum. March around the room as you hum some of your favorite songs.</p>	<p>Earth Activity: Children love to build tents, hide in tents, read in tents, and take imaginary adventures in tents. You can make these inside or outdoors. All you need is a blanket, box, pillows, and let those engineering skills begin! Card Table Tent: Drape a blanket over a card table or picnic table. Take it a step further and camp in the backyard and watch the stars tonight!</p>

<p>Take a walk outside in nature. Tell a story about what you saw there. If you can, write or draw the story you just told!</p> <p>Use details to tell more. I saw a ____ and a ____. The tree was ____. There was a ____ there. There was a ____, too.</p>	<p>Take a plastic tub and fill it with objects from a natural area in your community. Allow your child to draw pictures of what they found, another day let them write the first letter they hear in the name of the item, extend it and let them try to write the whole name of the item.</p>	<p>Earth Addition- Click here for printable worksheet</p>	<p>Get a clear jar and a bag of gems. Whenever someone compliments a family member, put a "gem" in the jar. When the jar is full the family gets a special reward such as a popcorn, bubble bath, playing kickball, etc. *You can use cotton balls, marbles, or other items for the compliment jar.</p>
<p>Have children beat out syllables with instruments.</p> <p>*You could also use cardboard rolls, straws, pencils, etc. like drum sticks to tap out rhythms and syllables.</p>	<p>Tree Maze- Click here for printable worksheet</p>	<p>Star Light, Star Bright Math- Click here for printable worksheet</p>	<p>Bedtime Ritual: Singing a few songs or lullabies at bedtime can help calm your child and you at the end of the day. This link provides some good information. http://www.babyzzz.ca/the-benefits-of-singing-during-your-bedtime-routine/</p>

Additional Activities for our Younger Preschool Students and Additional Resources

Reading Read or listen to a book every day.	Writing Practice writing your name every day.	Math Count to 10 every day.	Social-Emotional Say "I love you" every day.
<p>Earth Day is April 22.</p> <p>Watch the YouTube video Our Earth by Anne Rockwell. https://www.youtube.com/watch?v=ux1CqWOnrAI</p> <p>Sing "Happy Birthday" to the Earth on Wednesday.</p>	<p>Sensory Play Activity:</p> <p>This shaving cream activity engages the senses and teaches about creatures that live on Earth. https://www.pre-kpage.com/earth-day-sensory-activity/</p>	<p>Find 1-10 items outside. For example, 1 leaf, 2 rocks, 3 roly polys, 4 earthworms, 5 buds, 6 pinecones, 7 sticks, 8 blades of grass, 9 foxtails, 10 dandelions. You could put the items in an empty egg carton. Take a picture of all or part of your collection for your teacher.</p>	<p>Look for the first star. What is your wish?</p> <p>Watch the YouTube video "Star Light, Star Bright". https://www.youtube.com/watch?v=IVve6TWrPSY&t=64s&list=PLB53D5AFC47396D53 I wonder what Panda Bear's wish was? Now can you guess?</p>

Extra Resources: (* new this week)

* Phonemic Awareness Practice with Mrs Rock (Purple Book)- <https://youtu.be/4ZV1m-FcNDM>

IXL <https://www.ixl.com/>

Chapman School Libraries Facebook page

USD 473 Social Work/School Counseling Services Facebook page

<https://www.vooks.com/>

GoNoodle <https://app.gonoodle.com/login>

Conscious Discipline <https://consciousdiscipline.com/>,

Laurie Berkner Band https://www.youtube.com/channel/UCQ9o9F8HYJV85XjciUS86_Q

* Laurie Berkner Band Facebook Page - Join Laurie for Live Berkner Breaks most weekdays at 9:00 a.m. CST.

ABC Mouse <https://www.abcmouse.com/preschool>

ABCya <https://www.abcya.com/grades/prek>

Starfall <https://www.starfall.com/h/index-kindergarten.php>

LunchDoodles with Mo Willems <https://www.kennedy-center.org/education/mo-willems/>

Virtual Field Trips <https://www.weareteachers.com/best-virtual-field-trips/>

CosmicKids <https://www.youtube.com/user/CosmicKidsYoga>

Pete the Cat Books <http://www.petethecatbooks.com/>

There are also MANY books read aloud on YouTube. Go to YouTube and search by book title. This link can get you started. https://www.youtube.com/watch?v=SSr9Q_LMs7o

* [Earth Day Bingo Board, may take several days- Click for Printable](#)

Earth Day/Recycling/Space Book List:

The Berenstain Bears Go Green by Jan & Mike Berenstain

Busy People: Astronaut by Lucy M. George

Celebrate Earth Day by Amy Hayes

Compost Stew by Mary McKenna Siddals

The Earth Book by Todd Parr

Earth Day by Mir Tamim Ansary

Earth Day by Clara Cella

Earth Day by David E. Marx

Earth Day by Margaret McNamara, illustrated by Mike Gordon

Earth Day, Birthday! by Maureen Wright

Explore My World: Planets by Becky Baines

Happy Birthday, Moon by Frank Asch

I Want to Be an Astronaut by Byron Barton

My Friend Earth by Patricia MacLachlan

National Geographic Little Kids First Big Book of Space by Catherine D. Hughes

On the Launch Pad (A Counting Book) by Michael Dahl

On the Moon by Anna Milbourne

One Plastic Bag: Isatou Ceesay and the Recycling Women of the Gambia by Miranda Paul

Our Earth by Anne Rockwell

Our Gift-Filled Earth by Eun Hee Na and Ha Jin Jung

Recycling is Fun by Charles Ghigna

Smart Kids Space: For Kids Who Really Love Space! by Roger Priddy

10 Things I Can Do to Help My World by Melanie Walsh

The Tree Lady by H. Joseph Hopkins

Wangari's Trees of Peace by Jeanette Winter

Where Does the Garbage Go? by Paul Showers

Why Should I Recycle? by Jen Green

PE Activities April 20-24th

PE Mission Possible-Task Sheet

Complete each mission alone or with a family member.

Complete the mission in any order.

Once you're done go outside and yell as loud as you can "I COMPLETED THE MISSION"

Completed	Missions
	Do 3 sit-ups in each corner of a room.
	Skip one lap around the outside of the house.
	Do 10 jumping jacks in each room.
	Go touch 4 different things outside.
	Hop on one foot from one room to the other.
	Do 15 pretend basketball shots. Nothing but net!
	Jog in place and sing "Row, Row, Row Your Boat"
	Pretend to jump rope for 30 seconds.
	Do your favorite dance move for 30 seconds.
	Time yourself running around the outside of your house.
	See if you can beat your time running around the outside of your house.
	High five each person in your family and say "we got this"!

Keep working hard and have FUN!

Music activities:

April 20-24

-Watch and join along with the BEAT: The Music Show Episode #1: The Beat Is the Heart of Music

<https://www.youtube.com/watch?v=0kaX2I413p8>

-Watch, sing and act: Baby Shark Dance | Sing and Dance! | [@Baby Shark Official](#) | PINKFONG Songs for Children <https://www.youtube.com/watch?v=XqZsoesa55w>

-Make another instrument from items around your house; play a recording of **SLOW** music and play the **BEAT** on your instrument; then play **FAST** music and add your **BEAT!!!** Everyone in your family can make an instrument. Then you will have a **BAND!**

-LISTEN to a song you like and **DRAW** a picture of how it makes you feel.






-Hold a spatula as your microphone and **SING** your favorite songs.

Kindergarten Choice Board

Week 4: April 20th-24th

Kindergarten-Week 4- The state recommends 45 minutes a day (pick activities to fill this time).

Child **READ or parent **READ** to the child 20 minutes a day **Practice **COUNTING** to 100 daily

<p><i>English Language Arts/Reading</i></p> 	<p><i>Writing</i></p> 	<p><i>Math</i></p> 	<p><i>Science/Social Studies</i></p> 	<p><i>Specials</i> (PE & Music=listed below) Social-Emotional</p> 
<p>Write and illustrate the sentence: i see eight eggs</p> <p>Remember to start with a capital letter, leave spaces between words, and use the correct punctuation at the end. (Period ., question mark ?, or exclamation mark!)</p>	<p>Write numbers 0-50.</p> <p>Use dimes if you have them, write and count to 100 by 10's.</p>	<p>Add/Subtract: (Watch your signs)</p> <p>8+2= _____ 6+3= _____ 5-2= _____ 8-7= _____ 7-3= _____ 9-4= _____ 7+0= _____ 4+4= _____ 6-0= _____ 1-1= _____ 3+7= _____ 2-1= _____ 9-7= _____</p>	<p>Geography</p> <p>With the help of your family, draw a map of the streets in your neighborhood. Show where your house is and draw it onto the map. Add landmarks that are special to you.</p>	<p>I Have Respect!</p> <p>Draw someone you know that shows respect towards other people. Tell someone or write a sentence that says why they show respect</p> <p>Ex. _____ says thank you...or _____ treats me nice.</p>
<p>Read a story with your family. Using the pictures name the nouns (people, places, things) and verbs (action words)</p>	<p>Read, write, and illustrate five words that rhyme with log.</p>	<p>Pam has 8 red apples and 2 green apples. How many apples does Pam have in all? Write a number sentence and draw a picture to go with this.</p>	<p>Have your family members show you on a map where you live in the United States. Try to draw an outline of Kansas and then put a star on your map of the location of the town or city that you live in.</p>	<p>I Have Respect!</p> <p>Fold a paper in half. On one half draw you showing respect. On the other half, draw you showing disrespect.</p>
<p>Write these words and draw a picture:</p> <p>chimp, fox, rat, ship, clock</p>	<p>Practice writing and reading 3 letter words: top sit did can big pat bed cub pen sky bat dig got red get dog pup</p>	<p>Show different ways to make the number.</p> <p>____ + ____ = 9 ____ + ____ = 9 ____ + ____ = 8 ____ + ____ = 8</p>	<p>Today practice saying your street or road address, city and state you live in. You can even try to say your zip code.</p>	<p>I Have Respect!</p> <p>Discuss with your family 3 things that you can do to show respect for others, yourself, or</p>

	Make your own list of 3 letter words.	$\underline{\quad} + \underline{\quad} = 7$ $\underline{\quad} + \underline{\quad} = 7$ $\underline{\quad} + \underline{\quad} = 6$		animals.
<p>Rainbow write these words: <i>here, from, what, said, was.</i></p> <p>Use sidewalk chalk or markers to write.</p>	<p>Fix these sentences:</p> <ol style="list-style-type: none"> 1. they have a blue box 2. what did you get in your Easter basket 3. where is your coat 4. it is windy outside 5. how many pets do you have 6. how old are you 	<p>Write 4 partner sets of numbers that make 10. Example: 6 and 4.</p>	<p>Using paper, cut out 8 circles with diameters from 1 to 8 inches. Label the bottom edge of each circle as follows: -My Planet (8") - this one can be a paper plate-My Continent (7")-My Country (6")-My State (5")-My City (4")-My Street (3")-My Home (2")Me (1")</p> <p>Take the learning to a more hands-on level and have your family member help you create your own artwork.</p>	<p>I Have Respect!</p> <p>Play a game of "Toss The Ball" with someone. -Throw a ball into a trash can or play catch with a family member. Show respect towards the other person while playing. Play fair, be honest and follow rules.</p>
<p>Listen/read a story with your family. Draw a picture to show the beginning, middle, and end.</p> <div style="border: 1px solid black; padding: 5px; margin-top: 10px;"> <p style="text-align: center; font-size: small;">Beginning:</p> <hr/> <p style="text-align: center; font-size: small;">Middle:</p> <hr/> <p style="text-align: center; font-size: small;">End:</p> </div>	<p>Write your uppercase letters. Say each letter sound.</p> <p>Aa Bb Cc Dd Ee Ff Gg Hh Ii Jj Kk Ll Mm Nn Oo Pp Qq Rr Ss Tt Uu Vv Ww Xx Yy Zz</p>	<p>What comes before/after</p> <p>___ 8 ___ ___ 9 ___ ___ 10 ___ ___ 11 ___ ___ 12 ___ ___ 13 ___</p>	<p>Have someone show you what landforms look like on a map or globe. Build grasslands, rivers or mountains out of playdoh, paper, or other objects.</p>	<p>I Have Respect!</p> <p>Look through magazines or books that show people having respect or tell someone what it looks or sounds like. Ex. What does it look like? -Looking into someone's eyes. How does it sound? -Saying Excuse Me and Thank you</p>

Kindergarten Extra Resources:

Chapman School Libraries FaceBook page,

<https://app.gonoodle.com/login>

<https://www.abcya.com/>

<https://www.starfall.com/>

<https://consciousdiscipline.com/>

<https://www.abcmouse.co>

www.ReadingIQ.com/redeem

<https://classroommagazines.scholastic.com/support/learnathome/grades-prek-k.html>

<https://www.gamesforyoungminds.com>

www.raisingdragons.com

www.Khanacademy.org

<http://www.mysterydoug.com>

www.storylineonline.net

<http://wideopenschool.org>

PE Activities April 20-24th

PE Mission Possible-Task Sheet

Complete each mission alone or with a family member.

Complete the mission in any order.

Once you're done go outside and yell as loud as you can "I COMPLETED THE MISSION"

Completed	Missions
	Do 3 sit-ups in each corner of a room.
	Skip one lap around the outside of the house.
	Do 10 jumping jacks in each room.
	Go touch 4 different things outside.
	Hop on one foot from one room to the other.
	Do 15 pretend basketball shots. Nothing but net!
	Jog in place and sing "Row, Row, Row Your Boat"
	Pretend to jump rope for 30 seconds.
	Do your favorite dance move for 30 seconds.
	Time yourself running around the outside of your house.
	See if you can beat your time running around the outside of your house.
	High five each person in your family and say "we got this!"

Keep working hard and have FUN!

Music activities:

April 20-24

-Watch and join along with the BEAT: The Music Show Episode #1: The Beat Is the Heart of Music

<https://www.youtube.com/watch?v=0kaX2I413p8>

-Watch, sing and act: Baby Shark Dance | Sing and Dance! | [@Baby Shark Official](https://www.youtube.com/channel/UCzplCz5XN0p9aQvY1a1n1w) | PINKFONG Songs for Children <https://www.youtube.com/watch?v=XqZsoesa55w>

-Make another instrument from items around your house; play a recording of **SLOW** music and play the **BEAT** on your instrument; then play **FAST** music and add your **BEAT!!!** Everyone in your family can make an instrument. Then you will have a **BAND!**

-**LISTEN** to a song you like and **DRAW** a picture of how it makes you feel.

-Hold a spatula as your microphone and **SING** your favorite songs.