
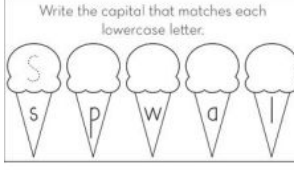
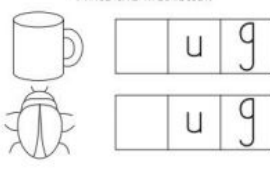
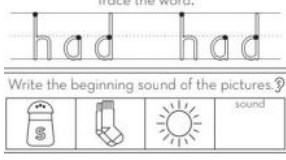
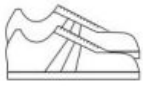








**Preschool/Pre-K Choice Board for the Week of March 30-April 3 - Week 1**  
**Theme: Spring Weather**

The state recommends 30 minutes of instruction a day for preschool age students. Please try to pick 3-5 activities each day to fill this suggested time allotment.

<p style="text-align: center;"><b>Reading</b></p> <p>Read or listen to a book every day.</p>	<p style="text-align: center;"><b>Writing</b></p> <p>Practice writing your name every day.</p>	<p style="text-align: center;"><b>Math</b></p> <p>Count to 31 on the calendar every day.</p>	<p style="text-align: center;"><b>Social-Emotional</b></p> <p>Say "I love you" every day.</p>
<p>Draw a line to pictures that rhyme with vet.</p> 	<p>Write the capital that matches each lowercase letter.</p> 	<p>Draw these shapes: triangle <math>\Delta</math>, circle <math>\bigcirc</math>, square <math>\square</math>, rectangle <math>\square</math>. Find an object at your house that matches the shapes and draw pictures of each item.</p>	<p>Help a family member with a meal by: (choose one)</p> <ol style="list-style-type: none"> <li>1) Getting out silverware</li> <li>2) Helping cook</li> <li>3) Setting out drinks</li> <li>4) Picking up dirty dishes</li> </ol>
<p>Alphabet Write: Write the letters of the alphabet while saying them out loud.</p> <p>Aa, Bb, Cc.....</p>	<p>Write the first letter.</p> 	<p>Number work: Write the numbers 1-10 and draw the number of objects for each written number.</p>	<p>Give a family member a big hug and tell them one thing that is special about them! Ask them to tell you something special about you too!</p>
<p>Spring Weather Activity:</p> <p>Watch the YouTube video <u>Weather</u> by Kristin Baird Rattini. <a href="https://www.youtube.com/watch?v=bbEbF6zsbUo">https://www.youtube.com/watch?v=bbEbF6zsbUo</a> You will learn a lot about different kinds of weather. Tell 1 thing you learned.</p>	<p>Spring Weather Activity:</p> <p>Make your own kite using a plastic grocery bag and a piece of yarn or string. Run into the wind and fly your kite.. Now "write" a story about flying your kite. "Read" it to a family member.</p>	<p>Spring Weather Activity:</p> <p>Keep track of this week's weather on a calendar by drawing a little picture of a sun, a cloud, etc. At the end of the week make a weather graph. The weather was mostly _____ this week.</p>	<p>Spring Weather Activity:</p> <p>How does the weather make you feel? How do you feel on a sunny day? Do you like rainy days? Were you ever afraid in a storm? Tell a family member about that time. What is your favorite kind of spring weather?</p>
<p>Tell a story about your day. If you can, write or draw the story you just told! Use details to tell what you did. Today I _____. First, I _____. Next, I _____. Last, I _____.</p>	<p>Trace the word.</p>  <p>Write the beginning sound of the pictures.</p>	<p>How many girls are in your house? How many boys are in your house? (Parents and pets count) Draw a picture and write an addition sentence.</p>	<p>Draw a family member a beautiful picture.</p>

<p>Circle how many syllables. Clap it!</p>  <p>shoes</p> <p>1 2 3</p>  <p>letter</p> <p>1 2 3</p>	<p>Gone Fishing</p> <p>Say the name of each picture to find out the beginning sound. Then choose from one of the two missing letters, and write the missing letter to complete the word.</p>  <p>c h</p> <p>at</p>  <p>l j</p> <p>og</p>  <p>r s</p> <p>un</p>  <p>v n</p> <p>et</p>	<p>Hickory dickory dock, 4 mice ran up the clock The clock struck one 3 mice came down.</p>  <p>Is this rhyme addition or subtraction? How many mice are left on the clock?</p> <p>4 - 3 = <input type="text"/></p>	<p><b>Bedtime Ritual: Share a bedtime story together.</b> You can read a book or tell a story. The cultural ritual of sharing stories at bedtime becomes a special time for both parents and kids.</p>
---	--	---	--

**Activities for Younger Students and Additional Resources**

<p style="text-align: center;"><b>Reading</b></p> <p>Read or listen to a book every day.</p>	<p style="text-align: center;"><b>Writing</b></p> <p>Practice writing your name every day.</p>	<p style="text-align: center;"><b>Math</b></p> <p>Count to 10 every day.</p>	<p style="text-align: center;"><b>Social-Emotional</b></p> <p>Say "I love you" every day.</p>
<p>Go on a letter search around your house looking for the first letter in your name. Look on books, on labels, on packages. How many did you find?</p>	<p>Pre-Writing Activity: Use tongs to pick up individual pieces of cereal or pasta, moving them from one container to another.</p>	<p>Sort your breakfast cereal or snack by color, shape, or some other attribute. For example, if you are eating Froot Loops, sort by color. If you are eating teddy grahams, sort by arms up/arms down.</p>	<p><b>I Love You Rituals:</b> Watch this introduction video and then try the "Twinkle, Twinkle, Little Star" ritual with your child. <a href="https://consciousdiscipline.com/videos/i-love-you-rituals-your-guide-for-meaningful-connections/">https://consciousdiscipline.com/videos/i-love-you-rituals-your-guide-for-meaningful-connections/</a></p>

Extra Resources:

Phonemic Awareness Practice with Mrs Rock (Purple Book): <https://youtu.be/7dAiTTRNZro>

<https://www.ixl.com/>

Chapman School Libraries Facebook page,

<https://www.vooks.com/>

<https://app.gonoodle.com/login>

<https://consciousdiscipline.com/>

Laurie berkner dance break

ABC Mouse

Starfall

Lunch Doodles with Mo Willems

Virtual field trips

YouTube: Cosmic Kids, There are also MANY books that are read aloud on YouTube.

Book List:

The Big Umbrella by Amy June Bates, cowritten with Juniper Bates

I Face the Wind by Vicki Cobb, illustrated by Julia Gorton

It Looked Like Spilt Milk by Charles Shaw

Love You Forever by Robert Munsch, illustrated by Sheila McGraw

Move Over, Rover by Karen Beaumont, illustrated by Jane Dyer

Rain by Manya Stojic  
A Rainbow of My Own by Don Freeman  
Red Kite, Blue Kite by Ji-li Jiang, illustrated by Greg Ruth  
Snowman-Cold=Puddle, Spring Equations by Laura Purdie Salas, illustrated by Micha Archer  
Storm Is Coming! by Heather Tekavec, illustrated by Margaret Spengler  
The Umbrella by Jan Brett  
Weather by Kristin Baird Rattini  
What is Weather? by Ellen Lawrence  
What Will the Weather Be Like Today? by Paul Rogers, illustrated by Kazuko  
The Wind Blew by Pat Hutchins  
Worm Weather by Jean Taft

PE Activities March 30-April 3rd

[ABC Spelling PK-1st](#)

[Coin Flip PK-1st](#)

[Meet in the Middle PK-1](#)

[Mission Possible PK-1st](#)

[Tic-Tac-Toe PK-1st](#)

Music activities:

Make an instrument using things you find around the house. Play the beat on your instrument to a recording of a song.

Sing, Shout, and Whisper the alphabet song.

Sing a song that we sang at school this year.

Sing and act "**Wash Your Hands Song**" | Music for Kids | The Singing Walrus on YouTube:

<https://www.youtube.com/watch?v=dDHJW4r3eIE>

Sing and act Spring Songs for Children – "**Spring is Here**" with Lyrics - Kids Songs by The Learning Station on





YouTube:<https://www.youtube.com/watch?v=DobrRgD5aOU>

# Kindergarten Learning Board

Week 1: March 30 - April 3

Kindergarten-Week 1-The state recommends 45 minutes a day (pick activities to fill this time).

\*\*Child **READ** or parent **READ** to the child 20 minutes a day

<p>English Language Arts/Reading</p> 	<p>Writing</p> 	<p>Math</p> 	<p>Science/ Social Studies</p> 	<p>Specials (PE &amp; Music=listed below) Social-Emotional</p> 
<p>Find things around your house or yard that begin with letters Aa-Zz.</p>	<p>Write the alphabet Aa-Zz.</p>	<p>Count to 100 by ones, fives, and tens.</p>	<p>Tell your family about a living thing that needs food and water to survive.</p>	<p>Be Kind! Help someone with a job around the house without being asked.</p>
<p>Read a story and create a picture for one of the characters in the book.</p>	<p>Write #'s 0-20</p>	<p>Draw four shapes on a piece of paper. Find items in the room that represent each shape.</p>	<p>Draw a nonliving thing and describe it to a family member.</p>	<p>Be Kind! Clean your bedroom and see if there is anything you can give away that you don't need.</p>
<p>Say or write a list of 5 words that rhyme with the word <i>hat</i>.</p>	<p>Write color words in chalk.</p>	<p>Find 11 items in your house that are each a different color.</p>	<p>Go on a nature walk and collect 3 interesting things-living or nonliving.</p>	<p>Be Kind! Make a bookmark for a family member.</p>
<p>Read a story and find 10 popcorn words.</p>	<p>Write and illustrate a simple sentence.</p>	<p>Count a group of 20 items and then mix them up in groups of 5 and 10.</p>	<p>Take a walk outside or around your house. Name 5 living and nonliving things.</p>	<p>Be Kind! Today make a point to smile and say thank you to members of your family.</p>
<p>Read a book. Name the characters and setting.</p>	<p>Write your first and last name.</p>	<p>Find 10 things in your house that are cylinder-shaped.</p>	<p>Draw a living thing that moves by itself and describe.</p>	<p>Be Kind! Help a family member with a meal. Set the table or help with the dishes.</p>

## Kindergarten Extra Resources:

Chapman School Libraries FaceBook page,

<https://app.gonoodle.com/login>

<https://www.abcya.com/>

<https://www.starfall.com/>

<https://consciousdiscipline.com/>

<https://www.abcmouse.com/>  
[www.ReadingIQ.com/redeem](http://www.ReadingIQ.com/redeem)  
<https://classroommagazines.scholastic.com/support/learnathome/grades-prek-k.html>  
<https://www.gamesforyoungminds.com>  
[www.raisingdragons.com](http://www.raisingdragons.com)  
[www.Khanacademy.org](http://www.Khanacademy.org)  
<http://www.mysterydoug.com>  
[www.storylineonline.net](http://www.storylineonline.net)

PE Activities March 30-April 3rd

[ABC Spelling PK-1st](#)

[Coin Flip PK-1st](#)

[Meet in the Middle PK-1](#)

[Mission Possible PK-1st](#)

[Tic-Tac-Toe PK-1st](#)

Music activities:

-Make an instrument using things you find around the house. Play the beat on your instrument to a recording of a song.

-Sing, Shout, and Whisper the alphabet song.

-Sing a song that we sang at school this year.

-Sing and act "**Wash Your Hands Song**" | Music for Kids | The Singing Walrus on YouTube:

<https://www.youtube.com/watch?v=dDHJW4r3eIE>

-Sing and act: Spring Songs for Children – "**Spring is Here**" with Lyrics - Kids Songs by The Learning Station on YouTube:<https://www.youtube.com/watch?v=DobrRgD5aOU>